

How to register and log in to ActivityKit

ActivityKit is an on-line, editable mapping tool for recording 13 Biodiversity related outputs.

Register for ActivityKit

The *ActivityKit* administrators recommend you use Google Chrome to access the Registration site and ActivityKit as results can be unexpected on other browsers.

Registration steps

1. Type or copy this address: <https://star.biodiversity.vic.gov.au/RegistrationApp> into the address bar of your browser. The following page will display.



DELWP Biodiversity Information Systems User Registration

Sign Up

Username

First Name

Last Name

Email

Password

Confirm Password

[Forgot your password?](#)

DELWP Biodiversity Information Systems require a user account. These systems currently include STAR, NatureKit and ActivityKit. This page will allow you to create an account where you choose your own username and password. An email verification will be sent to your nominated email address to complete the registration.

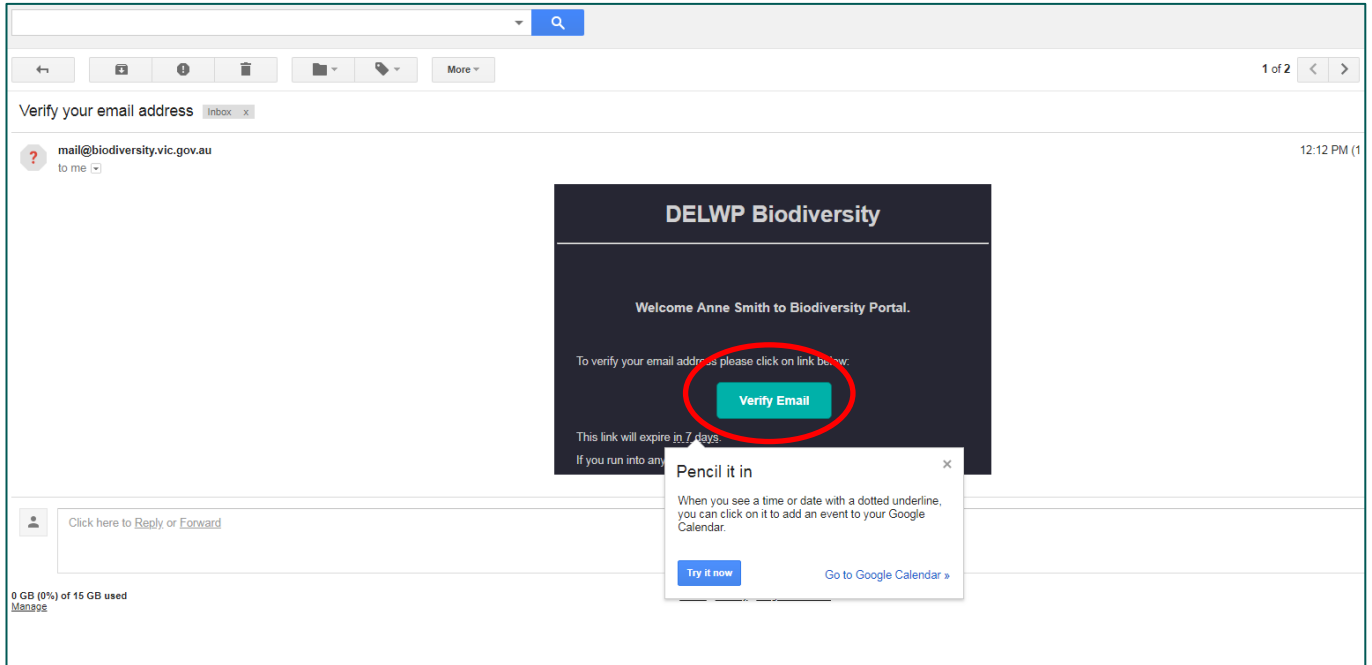
To report issues with this service contact mail@biodiversity.vic.gov.au

2. Create your username and add your details in the boxes. Passwords should be a minimum of eight characters and include an uppercase letter and a number. Please note: Only one registration is allowed per email address.
3. An email will be sent to the address you registered.

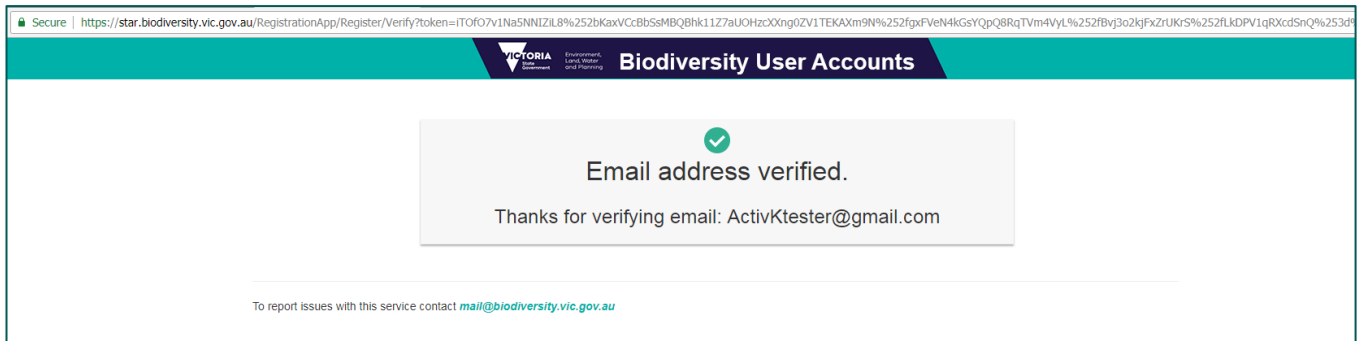


How to register and log in to ActivityKit

4. You are required to verify the email to ensure the registration is correct. Click the 'Verify Email' button



5. You will receive a verification screen with your email address.



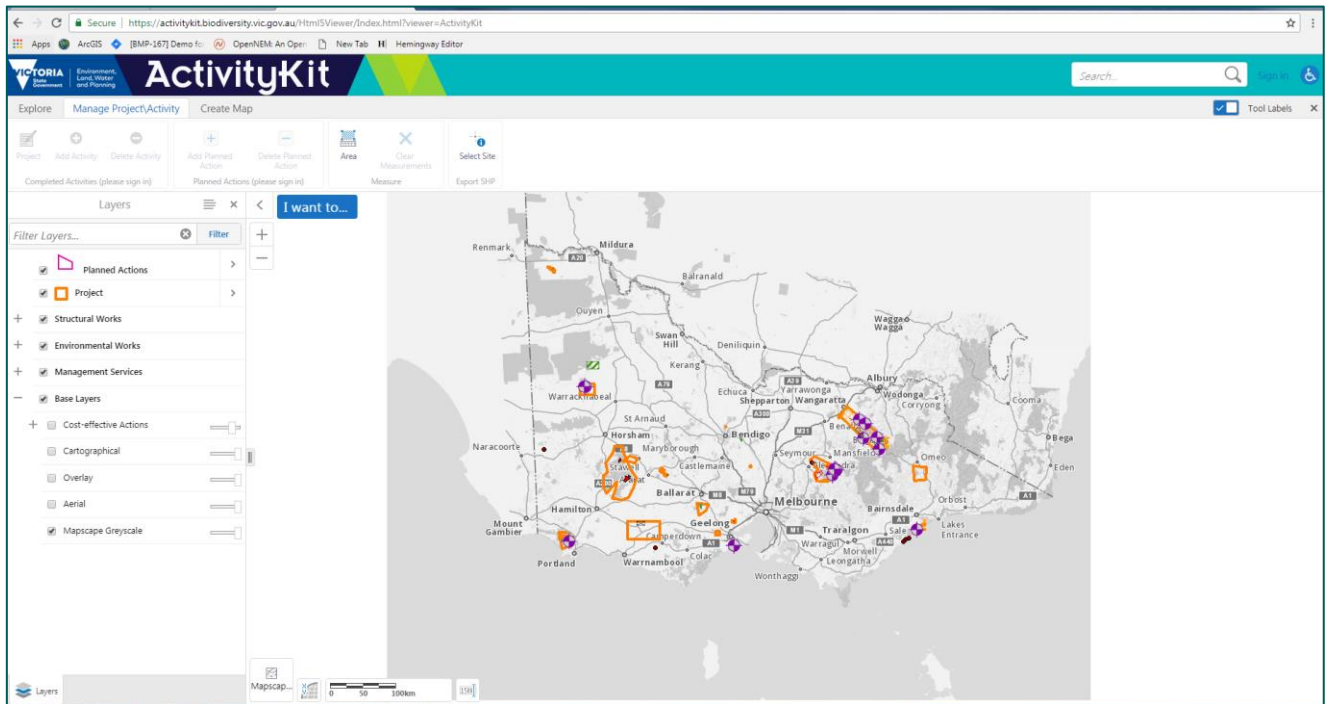
6. **Exit** the Biodiversity user accounts page and log in via **Google Chrome** to *ActivityKit*

Please note: If you forget your password you can re-set it via the same process by going back to <https://star.biodiversity.vic.gov.au/RegistrationApp>. Select the 'Forgot your password' link and follow the instructions.

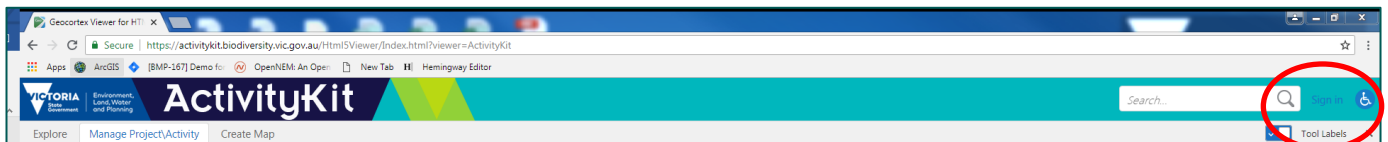
How to register and log in to ActivityKit

Log in to ActivityKit

1. Type or copy this address <https://activitykit.biodiversity.vic.gov.au> into the address bar of your browser, (Google Chrome is recommended).



2. Sign in (to create and edit projects and outputs). Click the 'sign in' link at the top right of the page.

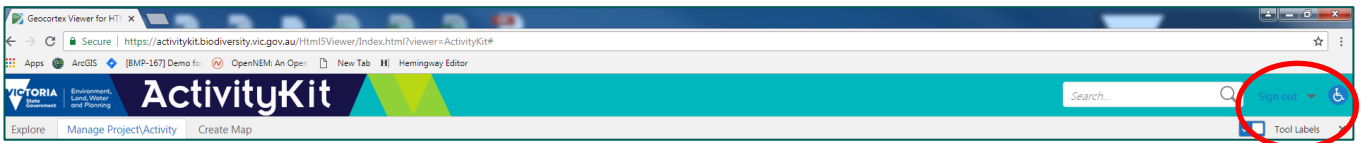


3. The 'Sign in' pop up box will appear: enter the Username and Password that you registered.

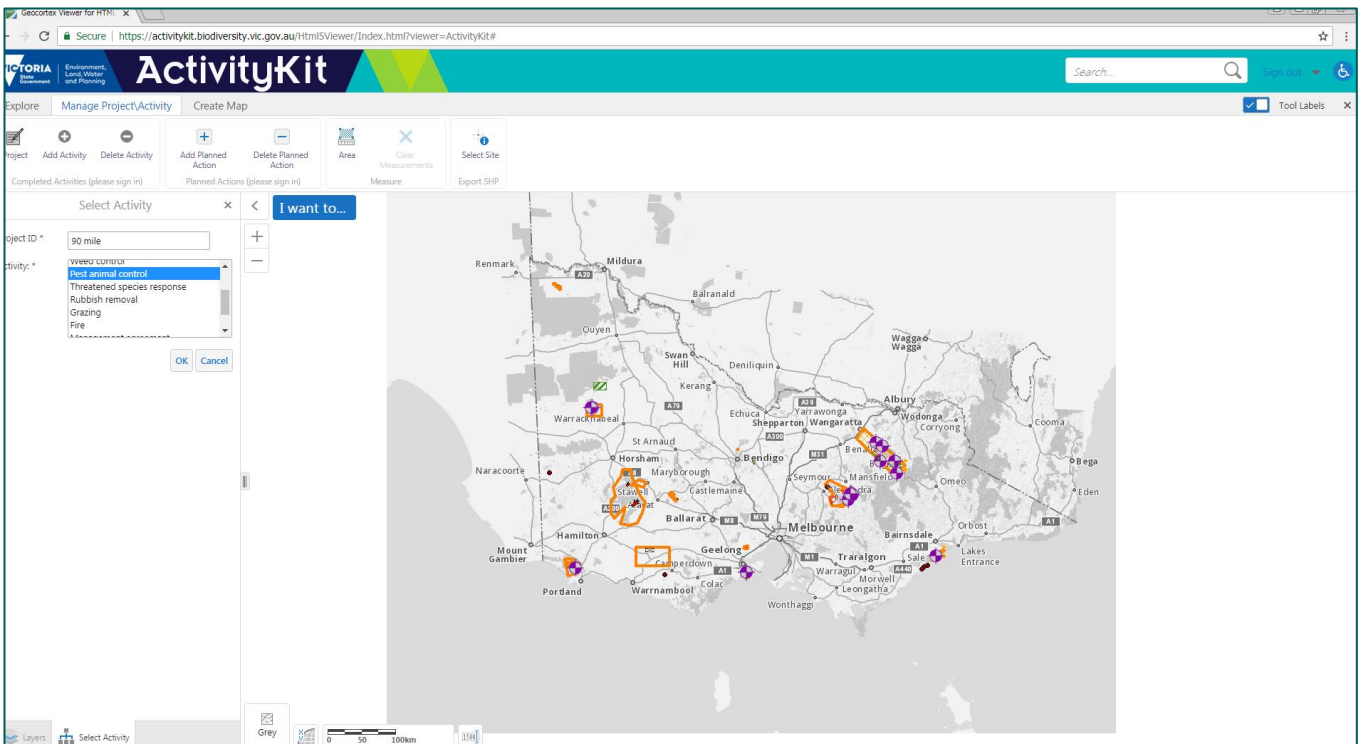
A screenshot of the 'Sign in' pop-up box. The box has a white background and a teal border. At the top, it says 'Sign in' and displays the URL https://activitykit.biodiversity.vic.gov.au. Below this are two input fields: 'Username' and 'Password'. At the bottom right, there are two buttons: a blue 'Sign in' button and a white 'Cancel' button with a grey border.

How to register and log in to ActivityKit

You can see that you are signed in when the 'sign in' link changes to 'sign out' as below.



You can now create, modify or delete projects and outputs under your login.



4. When you have finished using ActivityKit click the 'sign out' link at the top right of the page, and close the page.

Please see 'How to...' guides and demonstration videos for step-by-step **ActivityKit** instructions.

For technical help in accessing or using **ActivityKit** please email biodiversity.info@delwp.vic.gov.au